

IS Applications

Apple Remote Desktop

Apple Remote Desktop is used to manage Apple computing devices.

Application Attributes

Application Category
IS Applications
Service Name
Apple Remote Desktop
Audience
Information Systems
Funding Department
Information Systems
Platform
Mac
Product Developer
Apple
Managing Team
User Services

CommVault

CommVault is used to manage backing up file storage.

Application Attributes

Application Category
IS Applications
Service Name
CommVault
Audience
Information Systems
Funding Department
Information Systems
Platform
Windows Server

Console Zero

The Console Zero application is used to create and manage Active Directory accounts.

Product Developer
CommVault
Managing Team
Network Systems

Application Attributes

Application Category
IS Applications
Service Name
Console Zero
Audience
Information Systems
Funding Department
Information Systems
Platform
Windows
Product Developer
EMU Network Systems
Managing Team
Network Systems

EaseUS PCTrans

EaseUS PCTrans is used to transfer Windows profiles.

Application Attributes

Application Category
IS Applications
Service Name
EaseUS PCTrans
Audience
Information Systems

EMU Alerts Application

The EMU Alerts application is used to distribute emergency notifications through all communication channels.

Funding Department
Information Systems
Platform
Windows
Product Developer
EaseUS
Managing Team
User Services

Application Attributes

Application Category
IS Applications
Service Name
EMU Alerts
Audience
Information Systems
Funding Department
Information Systems
Platform
Web
Product Developer
EMU Application Development
Managing Team
Application Development

Equipweb

The Equipweb application is used to manage Information Systems assets.

Application Attributes

Application Category
IS Applications

ESET

ESET is antivirus protection to Mac computers.

Service Name
Equipweb
Audience
Information Systems
Funding Department
Information Systems
Platform
Web
Product Developer
EMU Application Development
Managing Team
Information Systems

Application Attributes

Application Category
IS Applications
Service Name
ESET
Audience
Information Systems
Funding Department
Information Systems
Platform
Mac
Product Developer
ESET
Managing Team
User Services

Helpdesk Verify User

The Helpdesk Verify User application is used to verify the identity of persons requesting Helpdesk service.

Application Attributes

Application Category
IS Applications
Service Name
Helpdesk Verify User
Audience
Information Systems
Funding Department
Information Systems
Platform
Web
Product Developer
EMU Application Development
Managing Team
Application Development

iOT Device Registraion

The iOT Device Registration application is used to register mac addresses for iOT devices. Once registered, the device can connect to the iOT wireless network.

Application Attributes

Application Category
IS Applications
Service Name
iOT Device Registration
Audience
Information Systems
Funding Department
Information Systems
Platform
Web
Product Developer

Jamf

Jamf is used to manage Apple devices

EMU Application Development
Managing Team
Application Development

Application Attributes

Application Category
IS Applications
Service Name
Jamf
Audience
Information Systems
Funding Department
Information Systems
Platform
Mac
Product Developer
Jamf
Managing Team
User Services

JRButils

JRButils is used to manage Active Directory objects.

Application Attributes

Application Category
IS Applications
Service Name
JRButils
Audience
Information Systems
Funding Department
Information Systems

LabStats

LabStats is used to collect statistics on lab usage.

Platform
Windows Server
Product Developer
JRB Software
Managing Team
Network Systems

Application Attributes

Application Category
IS Applications
Service Name
LabStats
Audience
Information Systems
Funding Department
Information Systems
Platform
Windows Server
Product Developer
LabStats
Managing Team
User Services

Ninite Pro

Ninite Pro is used to keep Windows applications up-to-date.

Application Attributes

Application Category
IS Applications
Service Name
Ninite Pro
Audience
Information Systems


Funding Department
Information Systems
Platform
Windows
Product Developer
Secure By Design
Managing Team
User Services

Papercut Mobility Print

Papercut Mobility Print enables printing from your personal device to select printers on campus. This feature is currently available for Windows, MacOS, Android, iOS, and Chrome devices. Devices must be connected to the EMU network (wired or wirelessly), and you must have a valid Royals username and password to use this feature. The following is a list of printers available for students, faculty, and staff.

Mobility Printers for Students	Mobility Printers for Faculty and Staff
<ul style="list-style-type: none"> • Royal Printer • CG-01 (Common Grounds) • PW-01 (Parkwoods Lounge) • UC-01 (Commons 1st Floor) 	<ul style="list-style-type: none"> • Royal Printer • CG-01 (Common Grounds) • PW-01 (Parkwoods Lounge) • UC-01 (Commons 1st Floor)

Getting Started: Choose your device

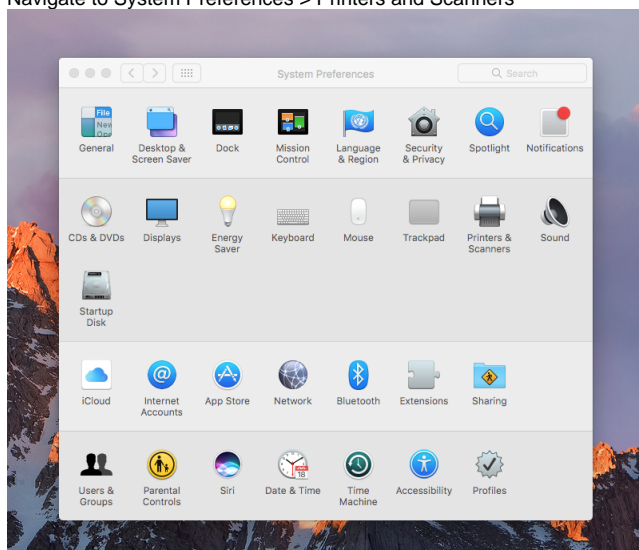


Windows

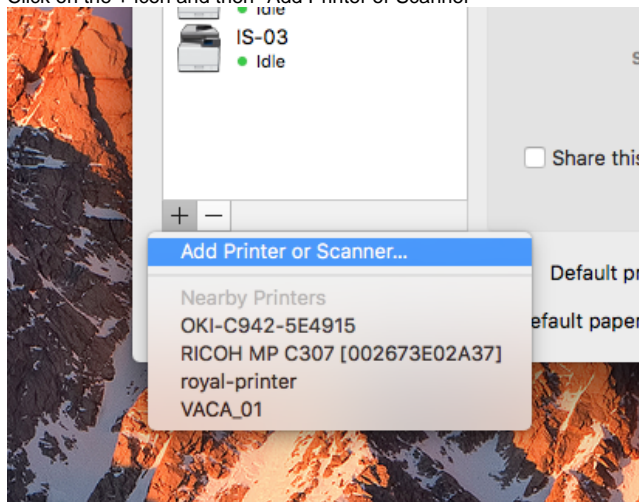
1. Download and run the [PaperCut Mobility Client](#) for Windows
2. Accept the license agreement, then click Next
3. Select the printer you wish to install from the list of available printers, then click Next
4. Enter your Royals username and password and click Next.
5. The selected printer is now installed on your computer and can be used like any ordinary printer. Repeat steps 1-5 for each printer you would like to add.
6. Faculty and Staff who use Papercut billing codes, see note at bottom of page for an additional step required when printing.

Mac OS

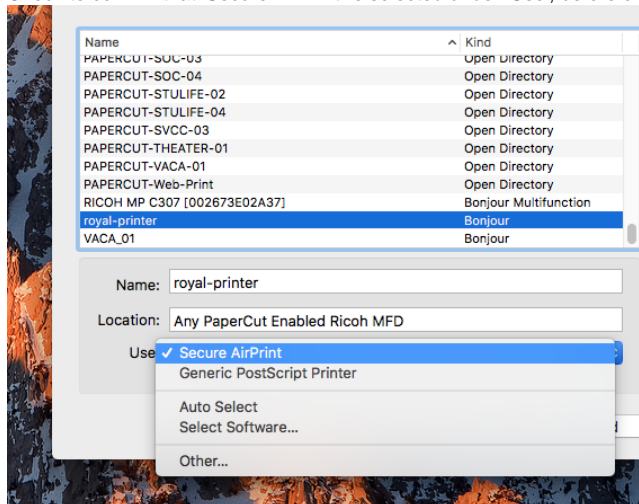
1. Navigate to System Preferences > Printers and Scanners



2. Click on the + icon and then "Add Printer or Scanner"



3. Select the printer you wish to install. (List of available printers is at the top of this page)
4. Check to confirm that 'Secure AirPrint' is selected under 'Use', before clicking 'Add'



5. The printer is now installed on your computer. You will be prompted to enter your Royals username and password upon sending a print job.
6. Faculty and Staff who use Papercut billing codes, see note at bottom of page for an additional step required when printing.

Android

1. Download and install the [Papercut Mobility Print App](#) for Android
2. Launch the app.
3. Tap Android settings.
4. Tap Mobility Print.
5. Tap the enable toggle.
6. Exit out of Settings.
7. You may now send print jobs to any of the printers listed at the top of this page. You will be prompted to enter your Royals username and password upon sending a print job.
8. Faculty and Staff who use Papercut billing codes, see note at bottom of page for an additional step required when printing.

iOS

1. Follow the Apple Airprint configuration guide [HERE](#)
2. You may now send print jobs to any of the printers listed at the top of this page. You will be prompted to enter your Royals username and password upon sending a print job.
3. Faculty and Staff who use Papercut billing codes, see note at bottom of page for an additional step required when printing.

Chrome OS

1. Download and install the [Papercut Mobility Print App](#) for Google Chrome. There is no configuration necessary.
2. Select the desired printer when you are printing your document. You will be prompted to enter your Royals username and password upon sending a print job.
3. Faculty and Staff who use Papercut billing codes, see note at bottom of page for an additional step required when printing.

Signing In/Retrieving Jobs (Royal Printer Only)

See the [E-Mail to Print](#) instructions on how to sign in and retrieve jobs from the copiers.

Note for faculty & staff: Faculty & Staff must log in to papercut.emu.edu/client to assign billing information to the job before it will be sent to the printer.

Papercut- Personal Printing Balance

Print, copy, and scan jobs not billed to a departmental billing code are drawn from a user's personal Papercut printing balance. Users must maintain a positive Papercut print balance in order to use these services. Current costs per page can be found [here](#).

- Students are credited \$25 on January 1 and July 1 every year while enrolled at EMU.
- Faculty and Staff begin employment at EMU with a balance of \$5 and do not receive semiannual credits

Adding Funds to Personal Printing Balance:

Users can check their current account balance and add additional funds to their Papercut accounts as needed by visiting <https://appsrv3.emu.edu/is/papercut/>

Money will be immediately credited to the user's Papercut account and will be billed to the user's EMU Account, payable at the Business Office, within three business days. Students who would like to pay with cash instead may add money to their print balance at the Library front desk or at the Helpdesk.

PDQ Deploy

PDQ Deploy is used to manage software deployment to computer labs.

Application Attributes

Application Category
IS Applications
Service Name
PDQ Deploy
Audience

PWM

PWM is used to provide password self-service.

Information Systems
Funding Department
Information Systems
Platform
Windows Server
Product Developer
PDQ
Managing Team
User Services

Application Attributes

Application Category
IS Applications
Service Name
PWM
Audience
Information Systems
Funding Department
Information Systems
Platform
Web
Product Developer
Open Source
Managing Team
Application Development

Rave Alert

Rave Alert is used to provide mass emergency notification.

Application Attributes

Application Category
IS Applications

SCCM

Microsoft System Center Configuration Manger (SCCM) is used to manage Windows devices.

Service Name
Rave Alert
Audience
Information Systems
Funding Department
Information Systems
Platform
Web
Product Developer
Rave Mobile Safety
Managing Team
Application Development

Application Attributes

Application Category
IS Applications
Service Name
SCCM
Audience
Information Systems
Funding Department
Information Systems
Platform
Windows Server
Product Developer
Microsoft
Managing Team
User Services

Uniteme

Uniteme is used to provide unified communications.

Application Attributes

Application Category

IS Applications

Service Name

Uniteme

Audience

Information Systems

Funding Department

Information Systems

Platform

Windows, Mac

Product Developer

ezuce

Managing Team

Network Systems